

# Wildlife Faces

## **To prepare the cards:**

Print off the 12 large images on the following three pages.

Cut the large images in half (along the black line).

You might like to put the names of the animals on the backs of the cards.

All the images and animal names are given on the final page.

Laminate the cards if you wish.

## **Using the cards to support learning about Orcadian wildlife:**

Children match the halves of the faces together and identify the animals.

Encourage children to look closely at the features of the animals, e.g. the shape of the head, the colour of the eyes, the type of skin.

## **To extend this activity:**

Begin introducing pre-recorded sound buttons of the animal's names that the children must place with the correct photo

# Orkney Wildlife: Wildlife Faces







# Orkney Wildlife: Wildlife Faces






# Orkney Wildlife: Wildlife Faces





# Orkney Wildlife: Wildlife Faces





# Orkney Wildlife: Wildlife Faces





# Orkney Wildlife: Wildlife Faces



**Puffin**



**Orkney Vole**



**Short Eared Owl**




**Peacock Butterfly**



**Stoat**



**Four Spot Orb Weaver**




**Razorbill**



**Grey Seal**



**Hedgehog**



**Otter**